

Dazzligner™

The orthodontic aligner



The **BIOMECHANICAL REVOLUTION**
within orthodontic aligners

www.dazzligner.de



DAZZIGNER™ SPEEDLINE

100% faster, easier, and more effective

- our precise, fully aesthetic mini brackets for round archwires are designed for extra speedy leveling and alignment. Precise ultra-flat anchoring modules facilitate reliable and comfortable finishing with clear aligners in the second step.

DAZZIGNER™ BEAUTYLINE

100% front aesthetics with 30% fewer aligner changes.

How can this be possible? Because our lingual attachments, BIOTHERM™ foils, and the BIOPRINT™ process make visible front-attachments redundant.



DAZZIGNER™ REVOLUTION

100% orthodontic know-how.

We rely on real expertise – all our cases are handled by a team of aligner experienced engineers & orthodontists working with highly innovative, biomechanical orthodontic materials. Such as our „BIOTHERM™ shape memory foil“, the comfortable „CLEVER FORCE CONTROL™ aligner replacement“ and our „BIOPRINT™ printing process“ with CLEANPLAST™ model printing“ - an ortho revolution from A to Z.

YOUR DAZZIGNER™ TEAM

Teamwork makes the dream work



Dr. Michael Steiner

Michael is our **brain** - as a graduated engineer for thermal turbomachinery he has been experimenting with finite elements, 3D simulations, and thermal films from the cradle (well, almost). Today, Michael is running the R & D department of his own 3D printing company, and co-ordinates our team of Dazzligner™ experts – be it orthodontists, engineers or technicians. There is no other who faces every single orthodontic challenge with the same untiring passion as he does.



Julia Wenderhold

Julia is our **visionary**, responsible for **product development** and international markets. Her passion is listening - to find out what the customer is looking for, where the daily challenges lie and how we can to meet them. **Only those who know their goal will find the way.** She explores this path together with our customers and their case studies, finding the ideas and solutions they have been looking for. And most importantly - she is always easy to reach for everyone!



Simona Niedermaier

Simona represents our **Happy Customer Service** and is **always there for you.** Via phone. Fax. E-mail. Facebook. Whatsapp. Live chat – you name it! Simona is helpful, competent, and will find the solution that works for you. A happy customer is our biggest compliment. Even after your order is placed, Simona & her team are there for you – for concerns and challenges alike. But most of all for a new order!

DOCTOR ID:

OFFICE NAME:

OFFICE ADDRESS:

DOCTOR IN CHARGE:

PATIENT ID:

TREATMENT INFORMATION

PATIENT DATA

Permanent Mixed Deciduous

OPTIONAL PATIENT INFORMATION

FIRST NAME: LAST NAME: GENDER: M W D

ARCH TO BE TREATED

Both arches Upper Lower

SINGLE-ARCH TREATMENT ONLY:

No treatment of the second arch Use passive aligners on the second arch Planning for the second arch required, will be treated with alternative appliance

DESIRED TREATMENT TIME

According to best clinical results Limited to: !!! Treatment result may be compromised!!! Month(s) or Number of aligners

Dazzligner™ COMPONENTS please exclude if not desired:

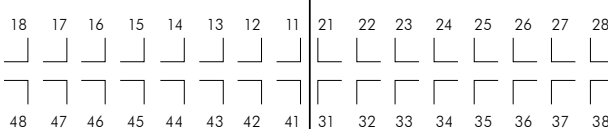
Wire director Attachments Bonding Tips Brackets Archwires !!!Influence treatment results!!!

TREATMENT OBJECTIVE & ADDITIONAL INFORMATION

TREATMENT DETAILS

TOOTH MOVEMENT

All teeth can be moved as needed No movement on the following teeth: !!! Treatment result may be compromised!!!!



www.dazzligner.de

201909

None

Preferred procedure:

None

INTERPROXIMAL ENAMEL REDUCTION I.P.R. As needed Preferred procedure:

None

www.dazzligner.de

201909

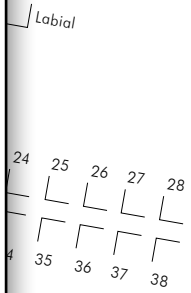
Understood and accepted

Date (mm/dd/yyyy):

Signature:

www.dazzligner.de

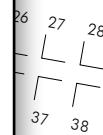
201909



ed teeth:

Posterior correction

ed them via e-mail! (or 11 files in case



45° view

employees... other treatment methods. Adenta GmbH... to continue the case, however, expenses for the proposal of the treatment... box „Understood and accepted“ or by signing the application form, the doctor confirms a binding order and... of the given information and agrees to the general terms and conditions of Adenta* GmbH. Adenta* GmbH Terms & Conditions for Dazzligner™ systems can be found at www.dazzligner.de and www.dazzligner.com.

100% ORTHO REVOLUTION



100% fully aesthetic orthodontic aligner.

Sometimes it takes a change of perspective. We offer: No visible anterior attachments. We work with lingual mini brackets or lingual aligner attachments. Guaranteeing full orthodontic functionality and smiling patients.



100% faster, easier, more effective.

Clear mini brackets with thermal archwires for easy and fast leveling & alignment. Followed by aligner therapy with invisible lingual BIO-TACHMENTS™ and reliable torque control. Combining the best of both orthodontic worlds!



100% independent & focused technological competence.

3D planning, finite element stress test, laser-supported CAD / CAM production, biomechanical materials, honest clinical case studies, experienced engineers and technicians - we choose our tools and colleagues for their expertise. Because we create a result and not just a simple product.

100% REVOLUTIONISING BIOMECHANICAL MATERIALS



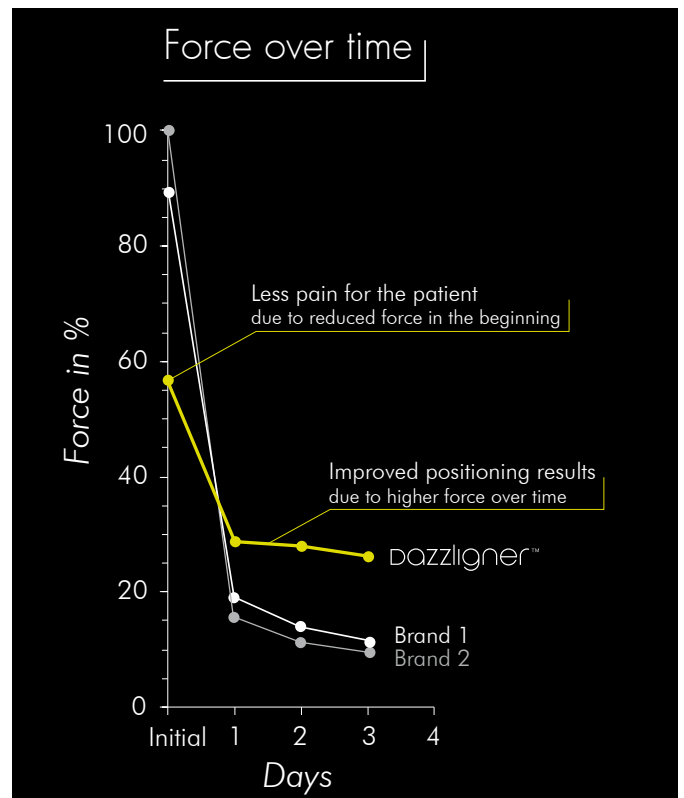
BIO THERM™

Less aligner changes and improved accuracy of fit

thanks to our innovative BIO THERM™ film with a diameter of 70-100 micrometers. Shape memory and permanently constant forces similar to Thermo Niti archwires allow up to 30%* more tooth movement per aligner – and also fits much better with the tooth curvature!

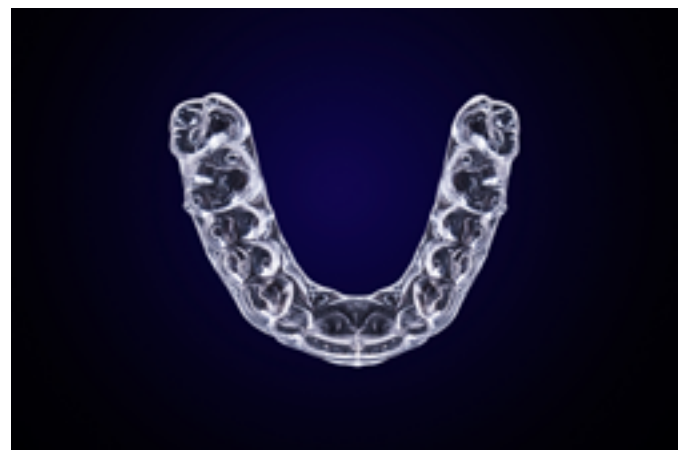
CLEVER FORCE CONTROL™

For a more comfortable aligner change and more effective aligners - made possible by approx. 40% * less hardness in the initial treatment phase while making sure to maintain ideal Thermal-Niti-like. This means that our aligners are not only more effective, but also more comfortable when changing.



BIOPRINT™ & CLEANPLAST™

With our **biodegradable CLEANPLANST™** plastic, our models are groove-free, making our aligners fit so much better.



100% RELAX REVOLUTION



100% focused attention.

ONE contact person per practice in our team of engineers & doctors, guaranteeing straightforward & highly competent communication for every case.



100% environmentally friendly production.

Our models are completely biodegradable*, are manufactured in Germany & Austria and don't have far to travel. Protecting the planet for a good conscience without compromise.

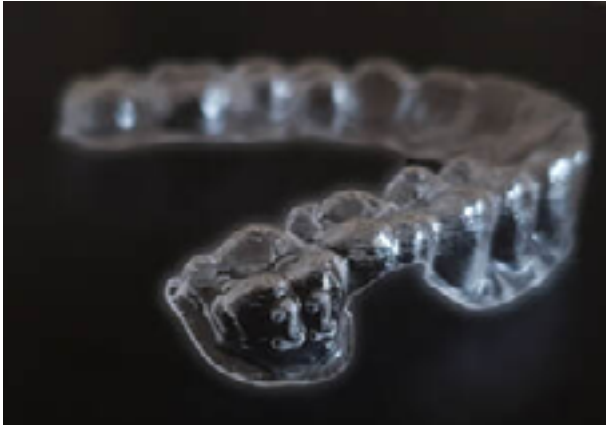
**DIN EN ISO 14855-1:2013-04*



100% relaxed.

We research & plan, manufacture & communicate, integrate & optimize – all you have to think of is the actual treatment. Full stop.

100% TRANSPARENCY



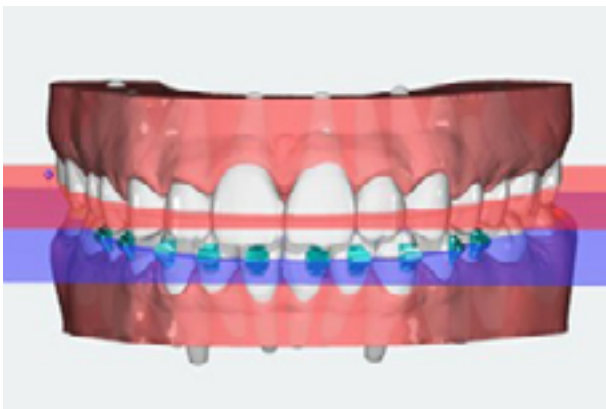
100% traceability.

Thanks to its permanent marking, each aligner can be easily identified and reordered at any time.



100% lasting clarity.

Our special thermal material BIOTHERM™ does the trick! Even after a 24hr curry bath no discoloring of the material was recorded.



100% competition experience.

Because our systems are developed and refined on the basis of the combined experiences of orthodontists from all over the world.

SPEEDLINE vs. BEAUTYLINE



THE DIFFERENCES

With Dazzligner™ we have developed a revolutionary system for an even more aesthetic and effective aligner treatment. This is based on special aligners with shape memory effect, used either exclusively without visible front tooth attachments (BEAUTYLINE™) or in combination with fully aesthetic mini brackets (SPEEDLINE™).

DAZZLIGNER™ SPEEDLINE

Get there faster and smoother.

Our precise, fully aesthetic mini brackets with round archwires are designed for extra speedy leveling and alignment. Special anchoring modules facilitate reliable and comfortable finishing with clear aligners in the second step.

50% aesthetic mini brackets, 50% aligners

100% faster, easier, more effective

DAZZLIGNER™ FINISH

You have already had a multi-band treatment, but you are not happy with the finishing? With Dazzligner™ FINISH it is never too late to get the smile you are looking for!

Our special FINISH solution uses non-visible lingual Bio-Tachments™ and our Dazzligner™ aligners. You can get started at any time - just send us a scan or a silicone A impression along with your treatment records. Together with you, we will set out to plan the last phase, step by step.

Your patient benefits from planning precision & an aesthetic option in the unpopular last treatment phase.

DAZZLIGNER™ BEAUTYLINE

100% aligner therapy - 30% less aligners

Effective tooth correction without visible front attachments.

Both practitioner and patient benefit from significantly faster and gentler tooth movements, more comfortable aligner changes, and less breakage-prone aligners – all thanks to the innovative material we use. What you will get is an incredibly efficient, highly aesthetic correction of the malocclusions. Because the new Dazzligner™ Beautyline doesn't require any visible front attachments. In addition, the BIOTHERM™ material scores with its lasting clarity. As tests * show, the aligners remain crystal clear even after a 24-hour curry bath.



THE SIMILARITIES

Shape memory and constant acting forces

Both Dazzligner™ product lines are manufactured from a special aligner material with improved fit - the super elastic BIOTHERM™ foil for example offers shape memory. Approx. 40% * less hardness in the initial treatment phase while maintaining ideal thermo-forces – similar to a thermal NiTi archwire – means that every aligner provides high levels of effectiveness.

Due to these unique biomechanical properties as well as the BIOTHERM™ film's fit to the natural tooth curvature, tooth movement increases to up to 30%. In addition, aligner changes are much more comfortable for the patient.

Aligner change every 14 days

The number of days per aligner is determined by two factors, „planned movement per aligner“ and “aligner material“. Thanks to our excellent force plateau, we achieve considerable movement per aligner - we still move teeth on the 14th day. This saves aligners AND treatment time.



CLINICAL INDICATIONS FOR DAZZIGNER™ COMBO TREATMENTS

Aligners for short, precise moments and forces

Aligners work extremely efficiently and precisely in the finishing phase, since even the smallest movements are planned and coordinated in a detailed 3D process. In order to achieve the same results, multiband treatment requires a lot of extra equipment and auxiliary elements in addition to complex bending techniques. This usually leads to significantly longer treatment times in the final phase compared to aligners.

Mini brackets for efficient & fast arch forming and large tooth movements

Aligners, on the other hand, are significantly restricted in their movement distance per aligner compared to brackets and archwires. Brackets & archwires are proven* to achieve arch forming, leveling, and alignment much faster and with more comfort.

Both treatment systems have clear advantages, depending on the respective treatment phase. Dazzligner™ combines both and enables efficient and precise handling of simple to complex cases.

1. **Space closure & arch-guided retraction:** Tooth movements over long distances are less stressful and faster with mini brackets and round archwires. Remaining small spaces can then be closed with aligners.

2. **Correction of pronounced leveling with large vertical position changes using round archwires and fully aesthetic mini brackets**

3. **Overjet & Overbite:** The rail treatment allows a non-iterative treatment approach through a detailed sequence of aligners.

4. **Crowding:** Easy flaring by using archwires without the limitations or challenges brought on by bracket prescriptions. Additional overcorrections or defined bracket offset positions are already taken into account during the indirect bonding technique.

5. **Uprighting of molars:** Uprighting of molars through pure root movement.

6. **Mesialization of molars:** Efficient treatment of tooth crowding of more than 2.5 mm as well as implementation of on-block movements of premolars and molars by using mini brackets.

7. **Stripped-down mechanics:** Less complex bending techniques are required for finishing as aligners do the fine adjustments.

8. **Time saving:** 30% less treatment time than aligner only therapy.

9. **Combination treatment:** Combination treatments are possible throughout the treatment phases - e.g. TADs, expansion screws or intraoral elastic bands. Our case planning team is happy to assist with any queries.

DAZZIGNER™ FINISH

Your patient already had a fixed appliance treatment, but you are not happy with the finishing? With Dazzligner™ FINISH it is never too late to get the smile you are looking for!

Our special FINISH solution uses non-visible lingual Bio-Tachments™ and our Dazzligner™ aligners. You can get started at any time - just send us a scan or a silicone A impression along with your treatment records. Together with you, we will set out to plan the last phase, step by step.

Your patient benefits from planning precision & an aesthetic option in the unpopular last treatment phase.



PATIENT COMMUNICATION

HOW CAN I GET STARTED?

WHAT IS DAZZIGNER™?

100% faster, easier, more aesthetic.

Your invisible Dazzligner™ will make you smile during your treatment – whilst cutting down treatment time to a minimum compared to other aligners systems.

Depending on the complexity of your dental mal-occlusion, you will start with small transparent mini brackets for fast and efficient larger corrections, or jump straight to the second treatment phase: An individually customized, removable transparent aligner for the fine adjustments of your teeth.

IS DAZZIGNER™ SUITABLE FOR ME?

100% SPECIALIST Aligner.

Whether you are dealing with a complex misalignment or cosmetic corrections, whether it's for teen or adult. Dazzligner™ offers modern and almost invisible braces, as well as an orthodontic solution for every orthodontic challenge.

Ask your dental specialist about the Dazzligner™ Combo treatment - expert advice will help you decide.



HOW DO I GET MY DAZZIGNER™?

100% specialist care.

Your first step is an appointment with your trusted dental specialist. Your practitioner will take photos and recordings and prescribe a correction of the misaligned teeth if you are eligible for transparent dental aligners. We will then create your personal aligner in collaboration with your dental specialist. Your practitioner will explain how and when you have to wear and change them. Should your practice not yet work with us, please don't hesitate to contact us – we are looking forward to meeting both of you!



ARE U THE NEXT DAZ ZLING QUEEN™?

Join in and show everyone your DAZZLING smile!

Post your biggest smiles with your Dazzligners™ on Instagram – tag @adentaglobal and use our hashtag #DAZZLINGQUEEN.

Among all entries we choose the DAZZLING QUEEN OF THE MONTH with a little glittering surprise for the winner!

PSSSSST kings & knights are obviously more than welcome too!

REQUIREMENTS

You already have experience with aligner therapy?

As an orthodontist, you have sufficient experience with fixed appliances?

You want to combine the strengths of both systems to achieve faster, easier, and more precise results?

In this case, you need no further certifications, because as a specialist you already have the necessary expertise. As a first step, we take off your shoulders the time-consuming case planning based on your case in-

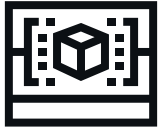
formation and our wealth of experience. We can discuss fine adjustments and changes via online access, email or telephone – making sure that we plan your cases in line with your treatment philosophy.

For those interested, we have also put together further product and process videos in our media library. Feel free to access them anytime and from anywhere – even from your sofa.



ORDER PROCESS IN DETAIL

DAZZIGNER™ BEAUTYLINE ORDER PROCESS



Impression taking

No up-front investments in hardware or software needed: We accept all open STL datasets or silicone A impressions. The main thing is that the impression is precise.



Online order entry


Log in to your personal Dazzligner™ portal to upload your treatment plan, intraoral scans & photos and the completed Dazzligner™ order form.

We assign an individual case number in order not to save personal patient data. With this case number, you can access your case information and reorder at any time.



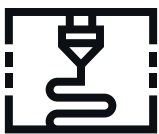
Sharing the case planning

Our practices can rely on a thought-through service for processing their orders. Your designated contact from our Dazzligner™ case planning team is always available for you. We guarantee smooth, professional communication at all times.



Data creation & release

Feel free to refine your case planning until you are 100% happy. We will only start with the manufacturing process of your personal aligner once you've authorized your order.



Aligner Manufacturing

Once your case has been approved, your Dazzligner™ will be manufactured by us and checked for 100% visual and haptic functionality. Making sure that every aligner delivers.



Bracket and attachment production & IDB

Our BIO-TACHMENTS™ made of translucent & sturdy co-polymer are manufactured with 3D printing. The indirect bonding tray is printed to exactly match your case.



Shipping

Your Dazzligner™ and detailed instructions for use will be delivered to you by UPS Carbon Neutral.



Archiving

Your case data will be archived and is accessible for you for 5 years.



Aligner tools & tips

Anything else you would need for your Dazzligner™? Click here for recommendations of other Dazzligner™ users.

DAZZIGNER™ SPEEDLINE ORDER PROCESS

The workflow of Dazzligner™ Speedline is identical to Beautyline, but divided into 3 treatment phases:

1. PHASE 1 = BRACKET TREATMENT: For the bracket phase, you decide whether you want to go with lingual or labial BIO-TACHMENTS™ / mini brackets or a combination of both. We proceed with case creation and planning as described. For the first phase, you will need an **IDB** indirect bonding tray for the **mini brackets**. You will either already have the brackets in your practice or you can conveniently order it through your Dazzligner™ portal. The set also includes the necessary archwires and cleaning foam for your patient.

2. PHASE 2 = RESCAN: Once the bracket phase has been completed and teeth have been moved, we need a rescan of the current case situation. Together with you, we will check the existing case planning and adjust it if necessary. This is when we will start with

aligner production. As a rule, you will need significantly fewer attachments in this phase. You are still welcome to switch from labial to lingual BIO-TACHMENTS™. When changing, you will also receive a new IDB and a debonding & bonding protocol. This means that you can offer your Speedline patients a treatment without any visible attachments during their aligner phase.

3. PHASE 3 = ALIGNER TREATMENT: For the final treatment phase, you will now receive all Dazzligner™ aligners.

4. RESCAN +++: Of course you can upload a new scan at any time and adjust your treatment plan. It is best to get in touch with your Dazzligner™ contact person directly who will be happy to assist with a quick implementation.

BATTLE OF THE SYSTEMS

AND YET ANOTHER ALIGNER THERAPY - WHY DAZZIGNER™

Because orthodontists have higher standards.

We love harmony and symbiosis. That's why we combine two world-renowned systems into one revolutionary system - mini cosmetic brackets and aligner therapy. We thus meet all the requirements for a fast, biomechanically versed and visually appealing treatment. Without compromises.



Because the right fit matters.

Our mini brackets and all other BIO-TACHMENTS™ are manufactured with modern bracket precision and are bonded indirectly. All attachments fit the individual Dazzligner™ aligners and can be placed accurately at the time required. Whenever and as often as necessary.

In the case of unforeseen inaccuracies, they can be corrected with a rescan before starting the aligner therapy.

Accuracy therefore is a matter of honor for us.



Because we love torque control

Thanks to an optically invisible and gingival 3mm higher edge, our aligners achieve both high levels of comfort as well as the necessary torque control. Optionally, our fully aesthetic, self-ligating Mini-BREEZE SL™ support torque creation even during the bracket phase with a .016 „x.016“ COPPERDENT™ copper Niti archwire.



Because functionality and aesthetics are on stage.

> 70%* of all aligners on the market require visible anterior attachments as part of the 3D treatment. As a result, aligner therapy isn't necessarily visually convincing, especially in the alignment & leveling phase.

This is why we use fully aesthetic, self-ligating mini brackets in the initial phase to ensure functionality – for a treatment that is twice as fast and additionally

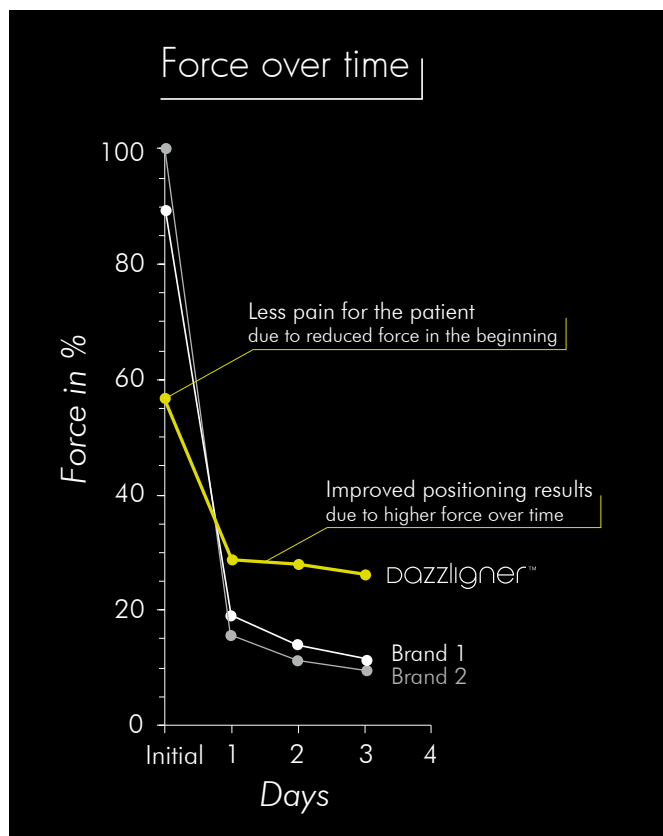


available without aesthetic compromises! Our mini brackets and attachments can also be placed lingu-ally.

Because we all want materials that move teeth faster and more reliably.

> 65% * of modern aligner therapies require over 50% more treatment time for leveling & alignment compared to fixed appliances. Mostly due to the limited movement distance per aligner and the limited leverage effect of the attachments, sometimes also triggered by poorly shaped film material.

Dazzligner™ uses dimensionally stable BIOTHERM™ with all aligners for forces similar to a Niti thermal archwire, thus achieving up to 30% * more tooth movement per aligner. Which also means fewer aligners in total.



Because we all love to have a choice - without compromise.

> 80% * of practitioners and patients prefer a fully aesthetic treatment without visible anterior attachments. Depending on the case, our Dazzligner™ is available as a pure aligner therapy, with labial or lingual fully aesthetic mini brackets in a separate combination treatment, or with labial or lingual BIO-TACHMENTS™.



Combining orthodontic know-how and excellent customer service

Practitioners can rely on the expertise of specialists when planning their cases – we have a team of aligner-experienced technicians, engineers, and orthodontists working on it! In addition, practices can count on a thought-through service for processing their orders. You will have ONE permanent contact in the Dazzligner™ case planning team, ensuring smooth, professional communication at all times.



Because we can afford sustainable and regional production.

We manufacture in Germany & Austria with biodegradable model materials, deliver with „UPS Carbon Neutral“ and use efficient production and administrative processes with highly qualified personnel. With-out surcharge and restrictions – simply because we can.




CURIOUS? WE LOVE A CHALLENGE!

Send us your case documents & questions about a specific case and we will be more than happy to present you your options during a Dazzligner™ case planning session.

Send an email to Dazzligner contact with your full contact details and the subject „Ready to rumble“. Our team will call you back to discuss further details of your personal case.

*Please do not send patient data by e-mail!




TECHNICAL FACTS

BIO TACHMENTS AND MINI BRACKETS IN DETAIL

Our mini brackets are manufactured from medical co-polymer using laser-assisted 3D printing with bracket precision. They do not discolor and do not deform during the treatment period. Depending on the case, they are delivered with or without hooks.

The round self-locking slot allows the usage of round archwires from .010 „to .014“ and has been moved to gingival for an optimized force approach.

Our various BIO-TACHMENTS™ are manufactured in 3D laser printing as well. Whether flat, round, or square buttons or our triangular rotating shields - the right fit with our Dazzligner™ systems is guaranteed in all cases.



SOFTWARE & HARDWARE WE USE

1. 3D printer: Ultimaker S5 – market leader in 3D printing.
2. Planning Software: Onyxceph™ LAB with all the necessary add-ons and special applications.
3. Desktop scanner for your silicone A prints: 3Shape E3

TREATMENT EQUIPMENT RECOMMENDATIONS

For Dazzligner™ treatments, our orthodontic specialists recommend the following products:

1. Dazzligner™ Wire Ligature Director: Our mini brackets are self-ligating. You will need our tool to insert and remove the archwires, but we will make sure to include this in your starter package. It can of course also be purchased separately.

2. Dazzligner™ Attachment & Aligner Foam: Easy and effective cleaning of attachments & aligners with our Oxygen Foam Cleaner. Super easy for your patients to use every 3 days in addition to regular cleaning.

3. DAZZIGNER™ STARTER KIT: Organization is half the battle - be ready for a smooth treatment process with your starter package: BIO-TACHMENTS™, mini brackets, treatment sheets, wire ligature director, Dazzligner™ bonding in tips with optimal viscosity and resistant to discolorations.

4. DAZZIGNER™ BONDING / other adhesives: For a fully aesthetic treatment, the choice of bonding is a basic requirement for a transparent appearance over the entire treatment period. Metal adhesives usually work with a chemical reaction and tend to discolour which makes them unsuitable for optical reasons. Our special bonding has therefore been developed

to meet the aesthetic demands of aligner patients and is also less porous for improved adhesion of bracket & attachment. Alternatively, we recommend using 3M™ Transbond XT orOrmco Blugloo™. Your patients will need to follow a 24-hour white diet regardless of your choice of bonding material.

5. CURVES strips for interproximal reduction: Sterilizable, double-sided diamond instruments designed specifically for interproximal Reduction (IPR), available in six different grits. The interproximal strip can be curved easily with the thumb to match the natural interdental tooth crown curvature. [Click here for more information.](#)

6. I. C. Lercher Orthodontic Magnifying Glasses: When do you need magnifying glasses? Whenever it gets small. In orthodontics, this is ALWAYS the case. Since our fully aesthetic mini brackets and Bio-Tachments™ are also transparent, you should work with special orthodontic glasses for your personal comfort, which are individually adapted to your eyes and your personal working distance. [Click here for more information.](#)

TECHNICAL TERMS & MATERIALS USED

1. BIOTHERM™: Our centerpiece, a 0.76mm 3-layer Medical PETG thermo foil.

2. BIOPRINT™: Our biodegradable models are made with our fully customized **Ultimaker** 3D Printer. Currently we use a customized S5 printer for manufacturing.

3. CLEANPLAST™: We use eco-friendly PLA for our models. PLA stands for polylactic acid and is made from fully renewable & biodegradable resources, e.g. cereal starch and sugar cane. PLA is used for a range of products, from reusable drinking cups to medical implants.

4. CLEVER FORCE CONTROL™: These are our lower but longer effective aligner forces similar to the force plateau of a Thermo Niti archwire – achieved through a virtually groove-free model production as well as our special thermal foil.

5. BIO-TACHMENTS™: Our lingual & labial anchoring elements are made of medical grade co-polymer – a material that does neither discolor nor deform and in addition offers sliding properties like a metal bracket. The anchoring elements are manufactured in a laser-assisted 3D printing process and provide over 100% bracket precision.

6. MINI BRACKETS: Designed for the first treatment phase, our self-ligating mini brackets are not only available with IDB but also with optional slot marking. With a profile of 1.3mm they are even more discreet than common aligner attachments. As brackets, they

come with other advantages such as mechanical retention ideal debonding properties.

7. ETCHING TRAY: Special aligner tray guidance before the attachment / mini bracket bonding. This helps to protect the enamel and makes it easier to remove possible glue surpluses.

8. IDB BONDING TRAYS: Indirect bonding tray for Bio-Tachments™ or mini brackets. IDB bonding trays are used in the initial phase for both Beautyline™ and Speedline™. After Revision & Refinement planning, mini brackets can be placed or repositioned by other Bio-Tachments™ using IDB bonding trays.







Adenta GmbH | Gutenbergstraße 9 | D-82205 Gilching
T. +49 (0)8105 73436-0 | F. +49 (0)8105 73436-22
M. service@adenta.de | I. www.adenta.de

www.dazzligner.de